

***Berlin-Boylston Regional School District
FY24 Proposed Budget for Public Open Hearing
March 18, 2023***

Presented by the School Committee:

- Michael Totman, Chair
- Meagan Grill, Vice Chair
- Lori-Anne Hart, Secretary
- Julie Lee, Member
- Jessica Moore Degliaberti, Member
- Lisa Mara, Member

Prepared by:

Carol Costello, Acting Superintendent
Nancy J. Konisky, Director of Finance and Operations

Table of Contents

3. Introduction
4. Overview of Budget Process with the towns
- 5-6. Items that were scaled down since the preliminary budget presentation that was approved by the School Committee December 13, 2023.
7. Obstacles faced in this budget process
8. FY24 District Wide Budget Overview
9. FY24 Budget overview by each school
10. FY24 Revenue Summary
11. FY24 Grant and Revolving Allocations
12. FY24 Circuit Breaker Overview and Special Education Budget by each school
13. History of Out of District Placements by Town
14. School Choice Revolving
15. Capital Requests
16. Berlin Memorial Elementary Per Pupil Expenditures
17. Boylston Elementary Per Pupil Expenditures
18. Tahanto Middle School/High School Per Pupil Expenditures
19. Minimum/Above Local Contribution for Berlin Memorial Elementary and Boylston Elementary
20. Minimum/Above Local Contribution for Tahanto Middle School/High School
21. Foundation Enrollment for Tahanto Middle School/High School
22. Vocational Schools Update
23. Possible Increased Costs to Parents
24. Enrollment History for Berlin Elementary
25. Enrollment History for Boylston Elementary
26. Enrollment History for Tahanto Middle School/ High School
27. **Update to Budget Presentation as of March 16th, 2023**
28. **FY24 Budget Overview with additional requests from March 16th, 2023**
29. **FY24 Budget Overview with additional requests from March 16th, 2023 from each school**
30. **FY24 Revenue Summary with additional requests from March 16th, 2023**

THE STATE OF OUR SCHOOLS & THE IMPLICATIONS FOR CURRENT FUNDING

The Berlin-Boylston Regional School Committee has had many discussions with the finance committees from the towns of Berlin and Boylston. Our collective willingness to come together on behalf of the children in our school district, and to determine the fate of their Pre-K through 12th grade education over the course of the next several years, is unprecedented and hopeful.

We are each committed, as separate entities, to protecting and promoting the well-being of those we serve in each of our communities and hold in trust the responsibilities of maintaining fiscal responsibility at the same time. To that end, we recognize that the rising cost of educating our children over the past several years has grown exponentially, and, as a result, requires that all of us, the various town bodies and its citizens, must find alternate ways of meeting the needs of our children so that their education does not waiver, nor does it become the source of contention and divide between its constituents.

Over the course of the past several months, the School Committee has conscientiously worked to create a budget based on a district plan that outlines the immediate needs of our schools in the next three years. It was developed with the intention of highlighting three significant areas in which improvements must be made: additional personnel, updated curriculum resources and technology. **A number of these areas reflect past budget omissions due to ongoing annual cuts, and now call upon our townspeople for financial support.** In addition, the original budget that was prepared reflected the District's strong advocacy for innovation, creativity and technological advancement.

Seeking Support & Guidance

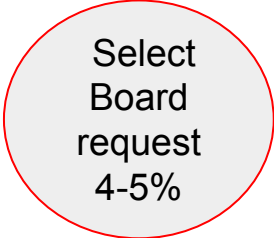
In an effort to introduce and share our budgetary needs, the School Committee and administrators met with the towns on the following dates:

Berlin:

Monday, January 9, 2023 – Select Board

Wednesday, February 8, 2023 – Finance Committee / Capital Planning

Monday, February 27, 2023 – Finance Committee

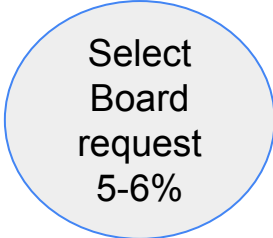


Select
Board
request
4-5%

Boylston:

Tuesday, January 17, 2023 – Select Board

Monday, January 30, 2023 – Select Board / Finance Committee



Select
Board
request
5-6%

We have continuously tried to convey our deep concerns about the current state of our schools and educational resources available to serve our children, our willingness to work with the towns to come up with joint short-term and long-term solutions, our desire to seek outside resources from the private sector, and our strong determination to provide for all of our learners in a manner that effectively meets their growing needs.

Scaling Down Our Original Ask

As a result of those earlier meetings, and the increases that have come to pass in recent months, we have been forced to **REMOVE** the following positions and programs from our initial above level service budget request:

1. Additional support in Special Education: Board Certified Behavioral Analyst and Occupational Therapist-(DW)
2. Special Education Teacher-(TMHS)
3. Special Education Aide- (BMS)
4. Assistant Principal- (TMHS)
5. Financial Literacy Math Teacher- (TMHS)
6. Four teacher aides in the kindergarten classrooms- (3 for BES and 1 for BMS)
7. Elementary health teacher- (BES and BMS)
8. Two additional teachers to address increasing enrollment- (BES)
9. Full time Athletic Director-(TMHS)
10. Floating Nurse throughout the District (we have to cut 1 contractual nurse)-(DW)
11. Lunch and Recess Aide- (BES)
12. Technology technician across the District to service all technology platforms-(DW)
13. Science, music and ELA advanced software applications and curriculum- (TMHS)
14. An additional late bus on Wednesdays for students to attend clubs and activities- (TMHS)
15. Start-up costs for the Drama Club- (TMHS)
16. Provide an additional laptop cart for the Science Department-(TMHS)
17. A reserve fund to offset the increasing costs of Out of District tuitions in the future-(DW)
18. Portrait of a Graduate- District wide teacher and community cultural and social-emotional development-(DW)

Scaling Down Our Original Ask (Continued)

As a result of those earlier meetings, and the increases that have come to pass in recent months, we have been forced to **REMOVE** the following positions and programs from our initial above level service budget request:

19. PowerSchool Upgrade-(DW)
20. Electronic Report Cards-(DW)
21. Physics Lab Equipment-(TMHS)
22. AP Modern World Textbooks-(TMHS)
23. Start up Funds for Drama Club-(TMHS)
24. Wrap Around Services for Families-(DW)
25. Extra Support Hours from Guidance Department-(TMHS)
26. 7th Grade Social Studies Program-(TMHS)
27. Human Geography Course- (TMHS)
28. Literacy Decodables(BMS)

Obstacles to Meeting Our Goals

Cost Increases:

- Special Education by \$1,622,305, 34% District-wide
- Health Care by \$282,638, 10.5%

Obsolete Technology Equipment:

- Existing security cameras are out of date
- Additional cameras are needed to effectively monitor school perimeter
- IT switches and routing equipment in each school are failing
- Chromebooks are outdated, lacking updates and nearing the end of their normal usage period

Aging School Facilities:

Boylston Elementary School (68 years old) – failing copiers, leaking roof, windows that will not open or stay open, plumbing deterioration, unsafe kitchen floor, no HVAC for air circulation

Berlin Memorial School (23 years old) – failing copiers, rotting doors, cracked sidewalks, no HVAC for air circulation

Tahanto Regional Middle/High School (10 years old) - failing copiers, 3-D printers, security cameras, lack of cell phone or emergency radio service

FY24 Districtwide Budget Overview

Level Service Overview

Level Service includes Mandated Special Education Services

Budget: \$22,155,598

Increase: \$3,047,98

Overall Percentage Increase: 16%

Of the 16%, 53% of this increase is Special Education

Level Service Budget

A level service budget effectively maintains the same level of service and resources from the previous year, **without accounting for any changes** that may have occurred throughout the year. A level service budget **does not adequately address or consider** new programs, enrollment shifts, changes in student needs, or increases in operating costs. It **simply maintains** what currently exists in terms of services and the number of staff existing in each school.

FY24 Budget Overview For Level Service

Level Service includes Mandated Special Education Services

Berlin Memorial

Operating Budget:

- \$5,238,791
- \$1,056,286 Increase
- 25% Increase
- Of the 25% increase, 65% is Special Education

Capital Budget:

- \$448,410
- \$284,410 Increase
- 173% Increase

State Revenue:

- \$622,642

District Revenue:

- \$4,000

Boylston Elementary

Operating Budget:

- \$5,693,588
- \$896,040, Increase
- 19% Increase
- Of the 19% increase, 63% is Special Education

Capital Budget:

- \$623,172
- \$558,172 Increase
- 859% Increase

State Revenue:

- \$958,900

District Revenue:

- \$8,000

Tahanto MS/HS^Asee page 27 for breakout by town

Operating Budget:

- \$11,223,219
- \$1,095,661 Increase
- 11% Increase
- Of the 11% increase, 34% is Special Education

Capital Budget (Not Incl. P/I)**:

- \$617,088*
- \$585,088 Increase**
- 21% Increase**

State Revenue:

- \$1,718,790

District Revenue:

- \$176,000

*Changes since last presentation:

- Health Insurance came in at 10.5% increase
- Increased Out of District Costs
- Adjustments to Personnel

Refer to Page 18 for full Special Education Costs

**Principal: \$1,040,000
Interest: \$251,200
Total Capital: \$1,908,288

FY24 Grant & Revolving Allocations Applied to Budget

	BMS	BES	TMHS
240 Grant	\$61,200	\$54,420	\$167,500
262 Grant	\$5,000	\$5,000	\$0.00
Title IIA	\$3,105	3,135	6,210
Title 1	\$10,000	\$10,000	\$11,800
ESSER III	\$	\$57,500	\$0
Circuit Breaker	\$25,000	\$25,000	\$225,000
Preschool Revolving	\$37,335	\$0	\$30,522
After School Revolving	\$0	\$15,000	\$0
Total	<u>\$141,640</u>	<u>\$170,055</u>	<u>\$441,032</u>

Circuit Breaker and Special Education Budget Comparison

Circuit Breaker	FY22	FY23 Forecasted	FY24
Beginning Balance	\$ 417,777	\$ 206,782	\$ 167,147
Revenue	\$ 292,371	\$ 379,788	\$ 300,000
Expenses	\$ 503,366	\$ 419,423	\$ 275,000
Ending Balance	\$ 206,782	\$ 167,147	\$ 192,147

Special Education Budget	FY23 Budget	FY24 Level Service Budget	\$	%
Berlin Elementary	\$1,206,806	\$ 1,889,090	\$682,284	57%
Boylston Elementary	\$1,226,144	\$1,792,978	\$566,834	46%
Tahanto MS/HS	\$2,349,422	\$2,722,609	\$373,187	16%
TOTAL	\$ 4,782,372	\$6,404,677	\$1,622,305	34%

History of Special Education Out of District Placements for Boylston & Berlin and Projected Increase (Entire District)

	FY19 Actual	FY20 Actual	FY21 Actual	FY22 Actual	FY23 Projected	FY24 Projected
Town of Boylston	\$571,691	\$726,404	\$348,541	\$591,034	\$530,326	\$993,834
% (+/-)		27%	-52%	70%	(10%)	87%
Total Students	10	10	7	10	8	11

	FY19 Actual	FY20 Actual	FY21 Actual	FY22 Actual	FY23 Projected	FY24 Projected
Town of Berlin	\$693,897	\$448,776	\$413,740	\$939,866	\$946,013	\$1,407,622
% (+/-)		-35%	-8%	127%	1%	49%
# Students	7	5	3	6	10	14

School Choice Revolving

	<u>FY22 BERLIN</u>	<u>FY23 BERLIN FORECASTED</u>	<u>FY24 BERLIN FORECASTED</u>	<u>FY25 BERLIN FORECASTED</u>	<u>FY26 BERLIN FORECASTED</u>
Beginning Balance	\$586,488	\$613,164	\$578,690	\$481,404	\$374,118
Revenue	\$92,176	\$73,776	\$78,776	\$68,776	\$68,776
Expense	\$65,500	\$108,250	\$176,062	\$176,062	\$176,062
Ending Balance	\$613,164	\$578,690	\$481,404	\$374,118	\$266,832
	<u>FY22 BOYLSTON</u>	<u>FY23 BOYLSTON FORECASTED</u>	<u>FY24 BOYLSTON FORECASTED</u>	<u>FY25 BOYLSTON FORECASTED</u>	<u>FY26 BOYLSTON FORECASTED</u>
Beginning Balance	\$303,546	\$241,895	\$100,997	\$90,000	\$59,554
Revenue	\$44,449	\$20,352	\$44,449	\$15,000	\$15,000
Expense	\$106,100	\$161,250	\$55,446	\$45,446	\$45,446
Ending Balance	\$241,895	\$100,997	\$90,000	\$59,554	\$29,108
	<u>FY22 TAHANTO</u>	<u>FY23 TAHANTO FORECASTED</u>	<u>FY24 TAHANTO FORECASTED</u>	<u>FY25 TAHANTO FORECASTED</u>	<u>FY26 TAHANTO FORECASTED</u>
Beginning Balance	\$935,461	\$1,012,494	\$770,179	\$440,912	\$281,000
Revenue	\$370,733	\$344,185	\$370,733	\$340,088	\$240,088
Expense	\$293,700	\$586,500	\$700,000	\$500,000	\$400,000
Ending Balance	\$1,012,494	\$770,179	\$440,912	\$281,000	\$121,088

Capital Requests

Berlin Memorial Elementary

EPDM Flat Roof:	\$272,838
IT Support:	\$120,000
2 New Copiers:	\$30,922
Plumbing Repair:	\$11,000
Replace four exterior doors:	\$10,400
Truck for Facilities	\$3,250
Total:	\$448,410

Boylston Elementary School

HVAC Installation:	\$325,000
IT Support:	\$134,000
Building Repairs	\$100,000
2 New Copiers:	\$30,922
Kitchen Floor Replacement:	\$30,000
Truck for Facilities:	\$3,250
Total:	\$623,172

Tahanto MS/HS

IT Support:	\$254,100
Security Camera/System:	\$200,000
Facility Assessment:	\$50,000
3 New Copiers:	\$46,488
3 3D Printers:	\$45,000
HVAC Upgrade:	\$15,000
Truck for Facilities:	\$6,500
<u>Sub Total:</u>	<u>\$617,088</u>
Bond Principal:	\$1,040,000
Bond Interest:	\$251,200
Total:	\$1,908,288

Berlin Elementary Per Pupil Expenditure Compared to State Average

<u>Berlin</u>	<u>FY19</u>	<u>FY20 Covid Years</u>	<u>FY21 Covid Years</u>	<u>FY22</u>	<u>FY23</u>	<u>FY24 Level Budget</u>	
Budget	\$3,030,268	\$3,521,410	\$3,809,212	\$3,958,496	\$ 4,182,505	\$ 5,238,791	
Enrollment	163	167	164	216	221	226	
Per Pupil Expenditure	\$18,591	\$ 21,086	\$ 23,227	\$18,326	\$ 18,925	\$ 23,181	
State Average	\$ 16,583	\$16,978	\$18,519				
Compared State Avg \$	\$ 2,008	\$ 4,108	\$4,708				
Compared State Avg %	11%	19%	20%				

Boylston Elementary Per Pupil Expenditure Compared to State Average

<u>Boylston</u>	<u>FY19</u>	<u>FY20 Covid Years</u>	<u>FY21 Covid Years</u>	<u>FY22</u>	<u>FY23</u>	<u>FY24 Level Budget</u>	
Budget	\$3,084,291	\$3,683,116	\$4,109,390	\$4,325,652	\$ 4,797,548	\$ 5,693,588	
Enrollment	264	266	237	279	309	309	
Per Pupil Expenditure	\$11,683	\$13,846	\$17,339	\$15,504	\$15,526	\$18,426	
State Average	\$ 16,583	\$ 16,978	\$18,519				
Compared State Avg \$	\$(4,900)	\$(3,132)	\$(1,180)				
Compared State Avg %	-42%	-23%	-7%				

Tahanto MS/HS Per Pupil Expenditure Compared to State Average

<u>Tahanto MS/HS</u>	<u>FY19</u>	<u>FY20 Covid Years</u>	<u>FY21 Covid Years</u>	<u>FY22</u>	<u>FY23</u>	<u>FY24 Level Budget</u>	
Budget	\$8,557,480	\$9,151,812	\$9,249,951	\$9,646,221	\$10,127,558	\$11,417,004	
Enrollment	572	562	553	546	530	583	
Per Pupil Expenditure	\$14,961	\$16,284	\$16,727	\$17,667	\$19,108	\$19,583	
State Average	\$ 16,583	\$ 16,978	\$ 18,519				
Compared State Avg \$	\$ (1,622)	\$ (694)	\$ (1,792)				
Compared State Avg %	-11%	-4%	-11%				

Minimum/Above Local Contribution

BERLIN- LEVEL SERVICE	FY24	FY23	Var (\$)
Minimum Local Contribution	\$ 1,769,735	\$ 1,590,330	\$ 179,405
Above Minimum Local Contribution	\$ 2,709,414	\$ 1,874,342	\$ 835,072
Transportation Assessment	\$ 133,000	\$ 133,654	\$(654)

BOYLSTON- LEVEL SERVICE	FY24	FY23	Var (\$)
Minimum Local Contribution	\$ 2,973,210	\$ 2,644,659	\$ 328,551
Above Minimum Local Contribution	\$ 1,603,478	\$ 1,202,643	\$ 400,835
Transportation Assessment	\$ 150,000	\$ 141,316	\$ 8,684

Minimum/Above Local Contribution for Tahanto

TAHANTO- LEVEL SERVICE			
Minimum Local Contribution	FY23	FY24	Var (\$)
Berlin	\$ 1,556,494	\$ 1,619,307	\$ 62,813
Boylston	\$ 3,194,826	\$ 3,320,727	\$ 125,901
Total Minimum Contribution	\$ 4,751,320	\$ 4,940,034	\$ 188,714
Above Minimum Local Contribution	FY23	FY24	Var (\$)
Berlin	\$ 1,223,826	\$ 1,355,140	\$ 131,314
Boylston	\$ 2,201,380	\$ 2,568,253	\$ 366,873
Total Above Minimum Contribution	\$ 3,425,206	\$ 3,923,393	\$ 498,187

Foundation Enrollment for Tahanto MS/HS- Based on FY23 Data

Enrollment:

- **Boylston:** 344
- **Berlin:** 183

% Responsibility:

- **Boylston:** 65.3%
- **Berlin:** 34.7%

Town of Boylston FY24 Tuition and Transportation Estimates for Regional Vocational Students

	FY23	FY24 Projected	\$ (-/+)	%(-/+)
Vocational Tuition	\$414,285	\$363,222	(\$51,063)	(-12%)
Vocational Transportation	\$126,048	\$129,159	\$3,111	2%
Subtotal	\$540,333	\$492,381	\$(47,952)	(-9%)

Estimated Enrollment:

Assabet Valley: 16 *-this includes 3 estimated enrollments, 7 Applications Received*
 Minuteman: 1
 Norfolk Aggie: 1

Estimated Tuition Rates:

FY24 Assabet Valley Regional Vocational Technical: \$17,751
 FY24 Minuteman Regional Vocational Technical: \$20,211
 FY24 Norfolk County Agricultural: \$26,355

Possible Increased Costs to Parents

Adding Fees for:

- School Bus Transportation (or eliminating a bus route to save on costs)
- The use of 1:1 Devices
- Transcripts


Increasing Fees for:

- Athletics
- Parking
- Before/After school care
- Preschool Tuition Rates

Enrollment History & Forecasted Class Sizes for Berlin Memorial

BMS	K	1	2	3	4	5	Total	+/-	%
FY17	28	33	20	26	29	36	172		
FY18	27	29	31	21	29	32	169	-3	-2%
FY19	22	29	28	33	22	29	163	-6	-4%
FY20	29	24	30	30	31	23	167	4	2%
FY21	32	26	26	27	27	26	164	-3	-2%
FY22	27	38	29	27	34	33	188	24	15%
FY23	40	30	40	29	25	36	200	12	6%
FY24	21	41	30	39	30	26	187	-13	-7%

FY24	# Student	Classes per grade	AVG Class Size
K	21	2	11
1	41	2	21
2	30	2	15
3	39	2	19
4	30	2	15
5	26	2	13



Enrollment History & Forecasted Class Sizes for Boylston Elementary

BES	K	1	2	3	4	5	Total	+/-	%
FY17	31	43	36	45	55	54	264		
FY18	39	33	49	40	49	55	265	1	0%
FY19	38	43	38	49	43	53	264	-1	0%
FY20	53	38	45	38	49	43	266	2	1%
FY21	33	47	34	41	31	51	237	-29	-11%
FY22	54	40	53	42	52	34	275	38	16%
FY23	50	58	39	58	44	58	307	32	12%
FY24	57	50	59	39	58	44	307	0	0%

FY24	# Student	Classes per grade	AVG Class Size
K	57	3	19
1	50	3	17
2	59	3	19
3	39	2	20
4	58	3	19
5	44	2	22



Enrollment History for Tahanto MS/HS

TMHS	6	7	8	9	10	11	12	Total	+/-	%
FY17	88	93	87	74	77	79	88	586		
FY18	95	91	90	84	73	83	78	594	8	1
FY19	85	96	89	77	80	74	81	582	-12	-2%
FY20	89	80	97	68	71	81	76	562	-20	-3%
FY21	74	92	76	85	71	74	81	553	-9	-2%
FY22	84	76	90	65	83	61	74	533	-20	-4%
FY23	78	82	75	74	67	80	61	517	-16	-3%
FY24	95	82	85	71	80	75	84	572	+55	11%



Update to Budget Presentation as of March 16th

The Budget, Facilities, and Safety Subcommittee met on Thursday, March 16th, at 4:00pm.

Acting Superintendent Carol Costello and Director of Finance and Operations, Nancy Konisky presented their recommended level service budget. This is the budget that we just reviewed.

The two sub committee members, Megan Grill and Julie Lee voted to add the following to the recommended budget:

- 2 FTE Kindergarten Instructional Assistants for Boylston Elementary
- 1 FTE (additional) Assistant Principal at Tahanto Middle School/High School.

FY24 Districtwide Budget Overview with additional requests

Level Service Overview

Level Service includes Mandated Special Education Services

Budget: \$22,380,598

Increase: \$3,272,987

Overall Percentage Increase: 17%

Of the 17%, 50% of this increase is Special Education

Level Service Budget

A level service budget effectively maintains the same level of service and resources from the previous year, **without accounting for any changes** that may have occurred throughout the year. A level service budget **does not adequately address or consider** new programs, enrollment shifts, changes in student needs, or increases in operating costs. It **simply maintains** what currently exists in terms of services and the number of staff existing in each school.

FY24 Budget Overview with additional requests

Berlin Memorial

Operating Budget:

- \$5,238,791
- \$1,056,286 Increase
- 25% Increase

Capital Budget:

- \$448,410
- \$284,410 Increase
- 173% Increase

State Revenue:

- \$622,642

District Revenue:

- \$4,000

Boylston Elementary

Operating Budget:

- \$5,793,588
- \$996,040, Increase
- 21% Increase

Capital Budget:

- \$623,172
- \$558,172 Increase
- 859% Increase

State Revenue:

- \$958,900

District Revenue:

- \$8,000

Tahanto MS/HS

[^]see page 27 for breakout by town

Operating Budget:

- \$11,348,219
- \$1,220,661 Increase
- 12% Increase

Capital Budget (Not Incl. P/I)**:

- \$617,088*
- \$585,088 Increase**
- 21% Increase**

State Revenue:

- \$1,718,790

District Revenue:

- \$176,000

*Changes since last presentation:
Health Insurance came in at 10.5% increase
Increased Out of District Costs
Adjustments to Personnel

**Principal: \$1,040,000
Interest: \$251,200
Total Capital: \$1,908,288

Thank you!

Questions?